

PRE/POST READING GUIDE QUESTIONS

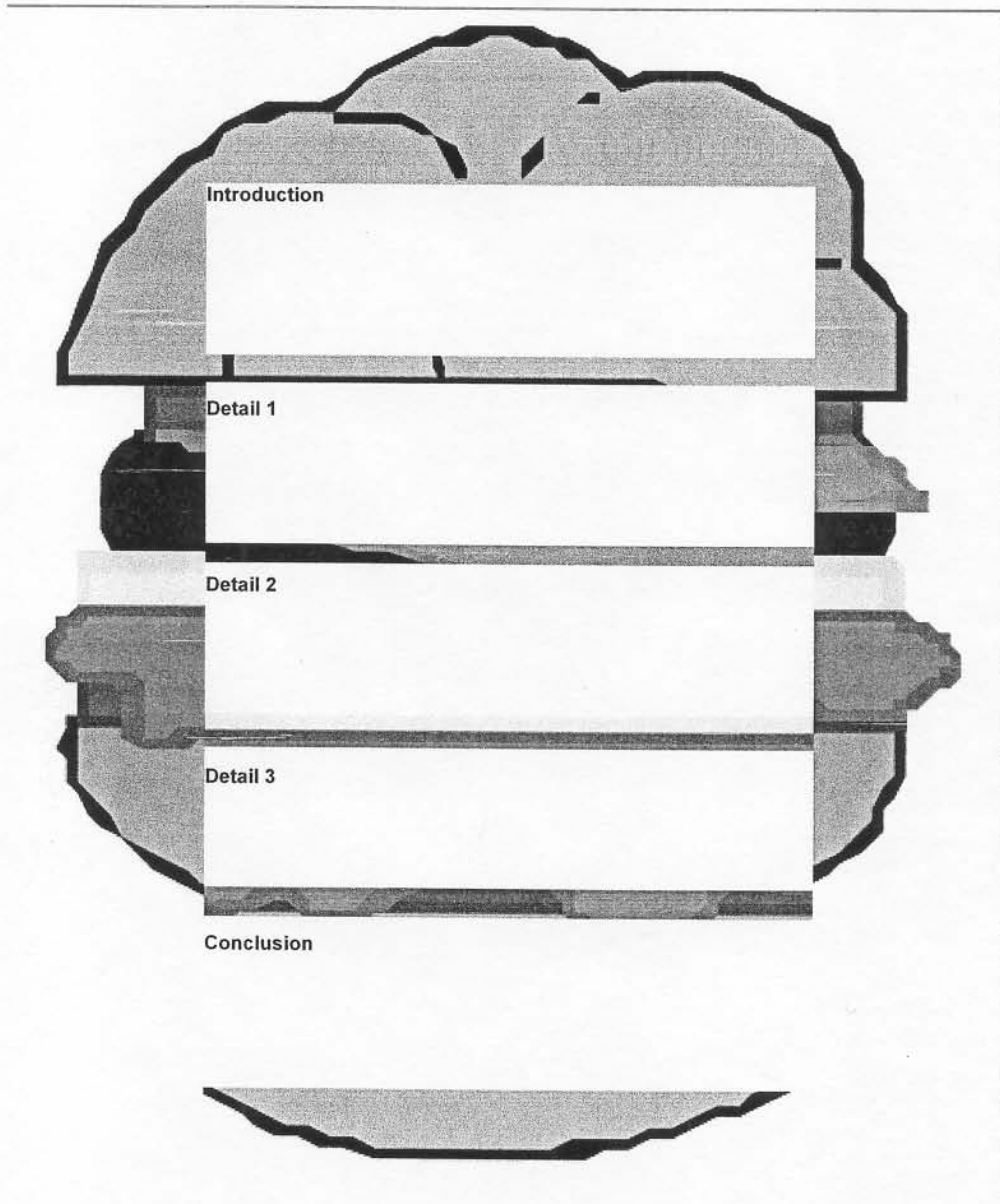
Circle the correct answer. **True or False.**

- | | <u>Pre</u> | <u>Post</u> |
|---|------------|-------------|
| 1. Suleyman the Magnificent was an Ottoman calligrapher. | T F | T F |
| 2. Suleyman was a Turkish leader who discouraged artistic development in the Ottoman Empire. | T F | T F |
| 3. Arabic writing is the national language of North and South America and is still prevalent there today. | T F | T F |
| 4. Calligraphy means very small writing. | T F | T F |
| 5. Aldus Manutius was an Italian printer and publisher. | T F | T F |
| 6. Aldus Manutius published less than 1,000 copies of text. | T F | T F |
| 7. Italy quickly became a center for printing with prominent shops in Rome and Venice in the early 1470s. | T F | T F |
| 8. Hundreds of presses were operating in the 1480s and 1490s producing a wide variety of materials. | T F | T F |
| 9. At age 30, Benjamin Franklin opened his own printing offices. | T F | T F |
| 10. Benjamin Franklin wanted to use his printing press to help people understand the world around them. | T F | T F |

Name _____

Date _____

Big Mac Paragraph Format



Title: _____

NAME _____ DATE _____ MOD _____

Anticipatory Guide
TO
CALLIGRAPHY CALLIGRAPHY CALLIGRAPHY

1. What is fancy handwriting?
 - a. Print
 - b. Calligraphy
 - c. Cursive
 - d. Lettering

2. What would you use fancy handwriting for?
 - a. Writing Poetry
 - b. Writing Invitations
 - c. Lettering for Advertisement
 - d. All of the above.

3. What kind of tools do you think you would use when writing fancy?
 - a. Charcoal Stick/ Charcoal vine
 - b. Carpenter's Pencil/ Calligraphic Pen
 - c. Paint Brush/ Cardboard
 - d. Magic marker/ Color Pencils

4. How long has fancy handwriting been Around?
 - a. about 5 years
 - b. about 2000 years
 - c. about 200 years
 - d. about 1500 years

NAME _____ DATE _____ CLASS _____

Elegant Writing - Calligraphy - KWL Chart

Topic: The Art of Calligraphy

K	W	L

COMPARE AND CONTRAST


GOTHIC

ROMAN

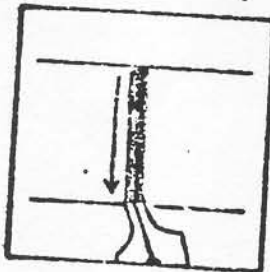
A Venn diagram consisting of two overlapping circles. Each circle is filled with vertical lines, providing a space for writing. The overlapping area in the center is also filled with vertical lines.

MATERIALS

Lay a sheet of paper over these guide lines and practice a few strokes with the pen to get the ink flowing freely.




The wide calligraphy pen writes like a regular fountain pen except for one important limitation; the ink will not flow well when you push the pen stroke. **PULL** the pen toward you from top to bottom, and from left to right.




Correct



Incorrect



Correct



Incorrect

III. GOTHIC CAPITALS

A B C D E F G

To achieve accurate doubling, watch white, not black, and take shape.

H I J K L M N

Note resemblance to Celtic shapes.

O P Q R S T U

V W X Y Z

PRACTICE GROUPS: OCEOQT HIRNY AVXGZ BDIRP FIZXC MW

[Blank practice line]

[Blank practice line]

[Blank practice line]

[Blank practice line]

[Blank practice line]

Small letters: pages 16 and 17.



III. ROMAN CAPITALS

A B C D E F G H I

J K L M N O P Q

R S T U V W X Y Z

PRACTICE GROUPS: ILEF ODBP CG HT KQR JU S MN VWXYZ

[Empty practice box]

SOME PRACTICE GROUPS FOR LETTERFITTING: II IC OO LT LA RV RA QU

[Empty practice box]

[Empty practice box]

[Empty practice box]

[Empty practice box]

[Empty practice box]

Small letters: page 20.

Vocabulary Bingo

Vocabulary Bingo

		Free Spot		

SAKKAL DESIGN

ART OF ARABIC CALLIGRAPHY

Letter Name	Isolated Form	Final Form	Medial Form	Initial Form
Alef	ا	ا		
Ba	ب	ب	ب	ب
Ta	ت	ت	ت	ت
Tha	ث	ث	ث	ث
Jeem	ج	ج	ج	ج
Ha	ح	ح	ح	ح
Kha	خ	خ	خ	خ
Dal	د	د		
Thal	ذ	ذ		
Ra	ر	ر		
Zai	ز	ز		
Seen	س	س	س	س
Sheen	ش	ش	ش	ش
Sad	ص	ص	ص	ص
Dad	ض	ض	ض	ض
Toa	ط	ط	ط	ط
Zhoa	ظ	ظ	ظ	ظ
Ain	ع	ع	ع	ع
Ghain	غ	غ	غ	غ
Fa	ف	ف	ف	ف
Qaf	ق	ق	ق	ق
Kaf	ك	ك	ك	ك
Lam	ل	ل	ل	ل
Meem	م	م	م	م
Nun	ن	ن	ن	ن
He	ه	ه	ه	ه
Waw	و	و	و	و
Ya	ي	ي	ي	ي

© Mamoun Sakkal 1997

1. The Arabic Alphabet has 28 letters. The shape of these letters changes depending on their position in the word, whether isolated; in the beginning of the word (initial); in the middle (medial); or at the end (final).

Back to [Art of Arabic Calligraphy](#)



© copyright 1993 by www.sakkal.com